



## 9th Feeder Fishing World Championship 2019 Bloemhof Dam

Date 17-02-2019  
Organization

SAFBAF SAVOF

### TEAM FINAL RANKING

Ranking	Nation	Penalties (Total)	Weight (Total g)	Weight (g) (Best leg)	Penalties (1st leg/2nd leg)	Penalties (Anglers)	Fish (nr.)
1	Hungary 	39.5	282,260	145,560	23.0- 16.5	1 2 4 6 10 2 2 3 4 5½	801
2	Netherlands 	54.0	261,520	159,540	18.0- 36.0	1 1 4 4 8 1 8 8 9 10	774
3	Italy 	63.0	247,650	130,400	35.0- 28.0	2 3 9 9 12 1 2 4 10 11	676
4	England 	69.0	247,440	145,670	25.0- 44.0	1 3 5 7 9 3 3 8 13 17	552
5	Czech Republic 	71.0	234,630	124,200	38.0- 33.0	6 6 8 8 10 1 5 5 6 16	679
6	Belgium 	88.0	219,920	119,520	49.0- 39.0	1 10 11 11 16 1 3 4 14 17	704
7	France 	100.5	203,200	114,450	51.0- 49.5	2 5 7 17 20 2 5½ 8 14 20	507
8	Ukraine 	101.0	197,970	99,380	63.0- 38.0	8 12 13 13 17 7 7 7 7 10	546
9	Russia 	102.0	201,550	106,110	54.0- 48.0	3 6 11 16 18 5 7 9 9 18	541
10	Ireland 	111.0	198,650	119,180	47.0- 64.0	2 7 7 12 19 2 12 15 16 19	487

Time  
16:05:30

President of Jury

*Alfred ...*












## 9th Feeder Fishing World Championship 2019 Bloemhof Dam

Date 17-02-2019  
Organization

SAFBAF SAVOF

### TEAM FINAL RANKING

Ranking	Nation	Penalties (Total)	Weight (Total g)	Weight (g) (Best leg)	Penalties (1st leg/2nd leg)	Penalties (Anglers)	Fish (nr.)
11	Denmark 	112.0	202,600	118,600	47.0- 65.0	2 4 7 14 20 6 11 12 17 19	515
12	Spain 	113.0	198,070	108,360	56.0- 57.0	6 11 11 13 15 10 11 12 12 12	609
13	South-Africa 	116.0	193,770	110,850	55.0- 61.0	3 5 14 16 17 9 10 13 14 15	454
14	Austria 	117.0	198,180	102,490	69.0- 48.0	5 13 13 18 20 3 4 13 13 15	614
15	Belarus 	121.0	192,840	118,290	50.0- 71.0	3 8 10 14 15 6 11 17 18 19	539
16	Germany 	122.0	208,120	108,810	68.0- 54.0	10 12 14 15 17 1 8 13 16 16	548
17	Poland 	126.0	197,530	107,480	64.0- 62.0	4 5 17 19 19 4 11 14 15 18	528
18	Slovakia 	131.0	177,950	96,280	67.0- 64.0	9 9 15 16 18 5 6 16 17 20	494
19	Australia 	167.0	139,470	77,960	88.0- 79.0	15 16 18 19 20 9 14 18 18 20	353
20	Portugal 	176.0	134,150	83,070	83.0- 93.0	12 14 18 19 20 15 19 19 20 20	313

Time  
16:05:31

President of Jury

*Handwritten signature*

## 9th Feeder Fishing World Championship 2019 Bloemhof Dam

Date 17-02-2019

Organization SAFBAF SAVOF

### INDIVIDUAL FINAL RANKING

Ranking	Angler	Nation	Legs played	Penalties (Total)	Weight (Total g)	Weight (Best g)	Pegs sum	Penalties (1st leg/2nd leg)	Fish (nr.)
1	Van der Schaft Frank	Netherlands	2	2.0	65,330	44,000	31	1 - 1	170
2	Govi Mirko	Italy	2	3.0	58,830	31,270	14	2 - 1	142
3	Cathelin Christophe	France	2	4.0	62,760	35,140	26	2 - 2	151
4	Wooton Rob	England	2	4.0	55,630	33,710	18	1 - 3	103
5	Sipos Gábor	Hungary	2	4.0	55,150	31,420	13	1 - 3	156
6	Mertens Benny	Belgium	2	4.0	51,860	31,520	20	1 - 3	163
7	Doherty James	Ireland	2	4.0	50,980	29,710	10	2 - 2	122
8	Casale Mario	Italy	2	5.0	52,320	27,630	20	3 - 2	141
9	Walter Tamás	Hungary	2	6.0	70,090	46,340	35	4 - 2	197
10	Erdei Attila	Hungary	2	6.0	66,730	40,450	19	2 - 4	175
11	Šabata Jakub	Czech Republic	2	7.0	60,850	30,630	12	6 - 1	178
12	Hemmert Stefan	Austria	2	8.0	61,250	35,390	15	5 - 3	202
13	Ringer Steve	England	2	8.0	55,610	28,230	13	5 - 3	141
14	Baranski Stanislaw	Poland	2	9.0	64,930	33,080	30	5 - 4	205
15	Pauzunou Dzmitry	Belarus	2	9.0	55,570	34,900	21	3 - 6	151
16	Zukauskas Raimundas	Denmark	2	10.0	60,400	34,000	17	4 - 6	161
17	Siptsov Youry	Russia	2	10.0	44,410	26,730	30	3 - 7	128
18	Ansing Ramon	Netherlands	2	11.0	64,880	42,140	8	1 - 10	197
19	Štepnicka Radek	Czech Republic	2	11.0	48,310	27,330	34	6 - 5	133
20	Sivák Mátyás	Hungary	2	11.5	42,920	24,610	35	6 - 5½	142

Time  
16:05:58

President of Jury

*Handwritten signature*



## 9th Feeder Fishing World Championship 2019 Bloemhof Dam

Date 17-02-2019

Organization SAFBAF SAVOF

### INDIVIDUAL FINAL RANKING

Ranking	Angler	Nation	Legs played	Penalties (Total)	Weight (Total g)	Weight (Best g)	Pegs sum	Penalties (1st leg/2nd leg)	Fish (nr.)
21	Willemse Casper Johann	South-Africa	2	12.0	50,480	28,870	14	3 - 9	100
22	Van der Stadt Arnoud	Netherlands	2	12.0	50,340	28,650	20	4 - 8	159
23	Dome Gábor	Hungary	2	12.0	47,370	25,330	14	10 - 2	131
24	Hofman Marco	Netherlands	2	13.0	41,770	25,890	29	4 - 9	137
25	Cappoa Alessandro	Italy	2	13.0	41,550	23,140	21	9 - 4	121
26	Houssais Yoann	France	2	13.0	37,970	21,710	32	5 - 8	90
27	Konopásek Josef	Czech Republic	2	14.0	45,310	26,450	18	8 - 6	130
28	Zelenák Milan	Slovakia	2	14.0	43,770	24,470	20	9 - 5	127
29	Van Gastel Gustaaf	Belgium	2	14.0	43,620	22,820	22	10 - 4	146
30	Smidt Victor	Denmark	2	14.0	40,850	26,470	9	2 - 12	88
31	Taranov Oleksandr	Ukraine	2	15.0	51,870	28,020	14	8 - 7	163
32	Scheepers Johannes	South-Africa	2	15.0	45,640	27,690	34	5 - 10	132
33	Dunaev Aleksandr	Russia	2	15.0	44,260	22,850	15	6 - 9	128
34	Maták Martin	Czech Republic	2	15.0	43,490	26,740	28	10 - 5	131
35	Hason Marian	Slovakia	2	15.0	43,460	25,240	22	9 - 6	116
36	Scheuermann Felix	Germany	2	16.0	68,500	49,130	29	15 - 1	223
37	García Blazquez Roberto	Spain	2	16.0	42,980	27,300	3	6 - 10	138
38	Leijrik Theo	Netherlands	2	16.0	39,200	20,340	22	8 - 8	111
39	Ihm Jürgen	Austria	2	17.0	39,110	23,000	25	13 - 4	144
40	Frehrichs Ingo	Germany	2	18.0	43,990	27,330	6	10 - 8	84

Time  
16:05:59

President of Jury

*Handwritten signature*